

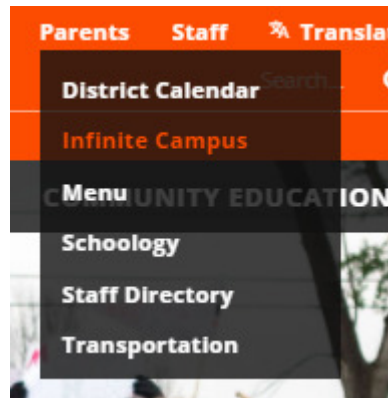


Infinite Campus Portal: Initial Login Instructions

Portal access is available from the Winona Area Public Schools website: <http://www.winonaschools.org>

You will need a Campus Activation Key before using the following steps to set up your account.

1. Go to the Winona Area Public Schools website <https://www.winonaschools.org> and click on 'Parent' and then click 'Infinite Campus' located in the upper right hand side of the screen



2. From the Campus Portal main log in page depending on which browser you are using you may have to click on the Help option on the right side (see red box below)

Infinite Campus Transforming K12 Education®

Campus Portal

WINONA AREA PUBLIC SCHOOLS

Username

Password

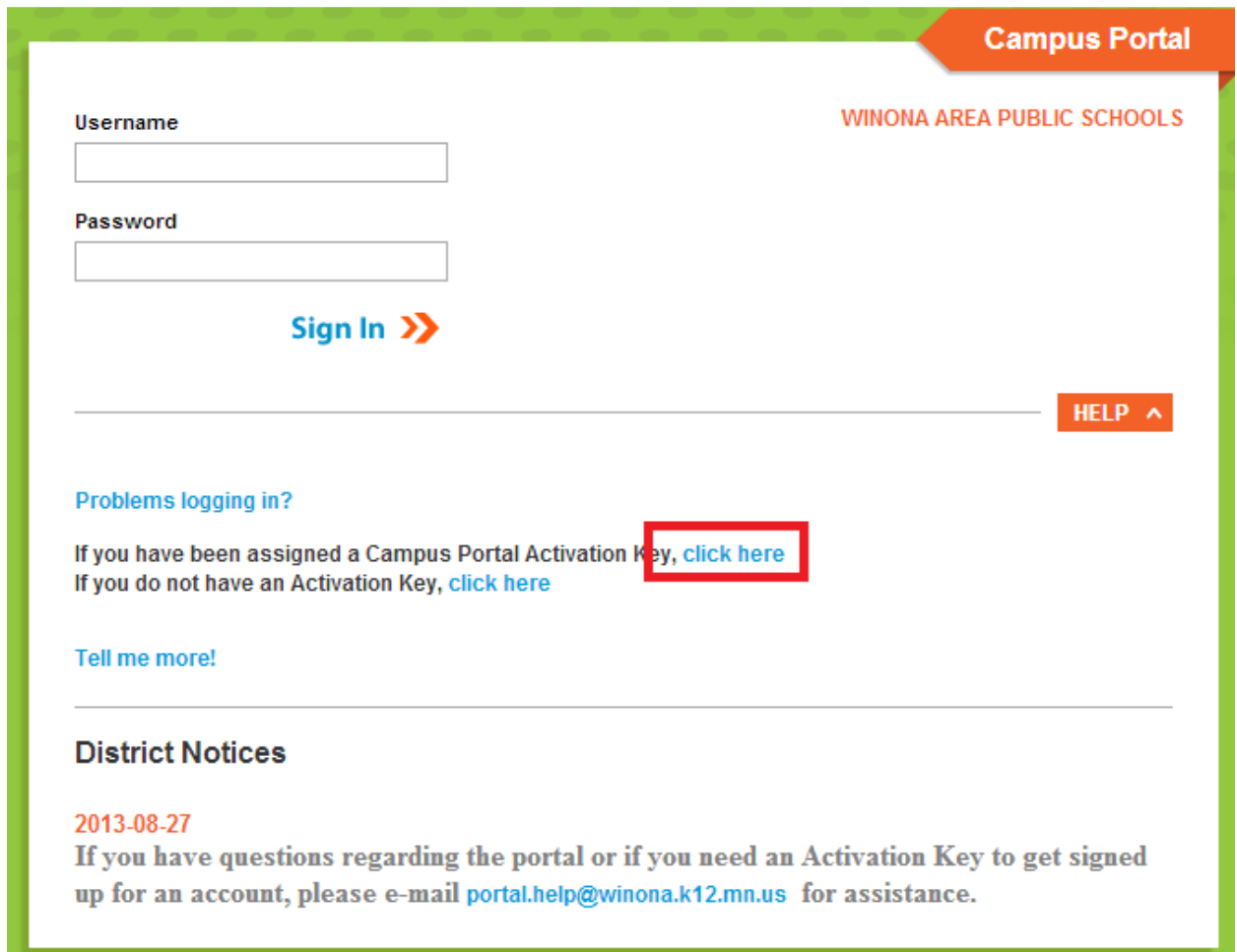
Sign In >>

HELP ▾

District Notices

2013-08-27
If you have questions regarding the portal or if you need an Activation Key to get signed up for an account, please e-mail portal.help@winona.k12.mn.us for assistance.

- Once the help box is open click on the [Click Here](#) link regarding the activation key (see red box below)



Campus Portal
WINONA AREA PUBLIC SCHOOLS

Username

Password

Sign In >>

HELP ^

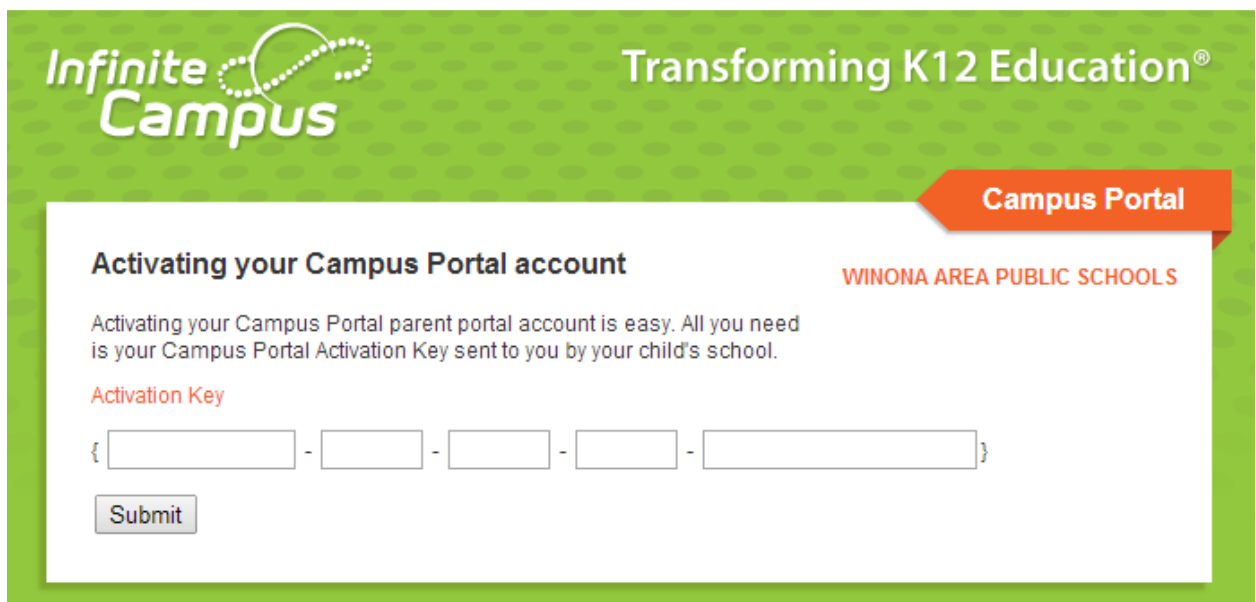
Problems logging in?
If you have been assigned a Campus Portal Activation Key, [click here](#)
If you do not have an Activation Key, [click here](#)

[Tell me more!](#)

District Notices

2013-08-27
If you have questions regarding the portal or if you need an Activation Key to get signed up for an account, please e-mail portal.help@winona.k12.mn.us for assistance.

- Enter your 32 character Activation Key, then click the Submit button



Infinite Campus Transforming K12 Education®
Campus Portal
WINONA AREA PUBLIC SCHOOLS

Activating your Campus Portal account

Activating your Campus Portal parent portal account is easy. All you need is your Campus Portal Activation Key sent to you by your child's school.

Activation Key

{ - - - - }

Submit

5. You are now ready to create your Campus Portal account. You must enter a user name and password that you will use to access Campus Portal in the future. Then click Create Account
 - a. **User names:** User names can be alphanumeric (letters & numbers) and have to be at least (6) characters in length
 - b. **Passwords:** Strong passwords are enforced, are case sensitive, must contain letters AND numbers or special characters and must be at least (8) characters in length

Infinite Campus Transforming K12 Education®

Campus Portal

Campus Portal account creation successful! WINONA AREA PUBLIC SCHOOLS

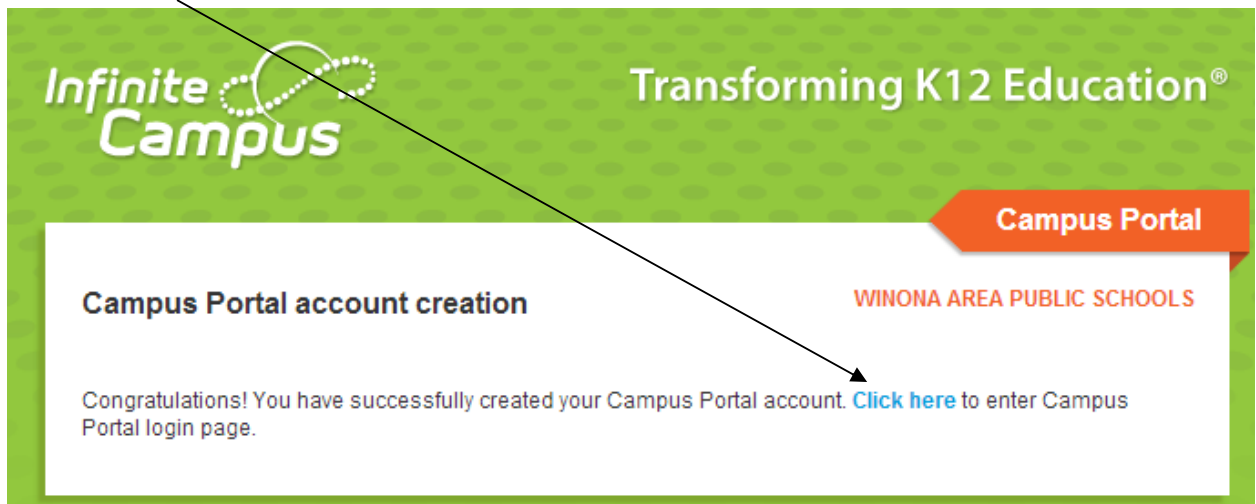
Welcome , you are now ready to create your Campus Portal account. You must enter a user name and password that you will use to access Campus Portal in the future.

Username

Password
 0%

Verify Password

6. Once you have successfully entered your User Name and Password you will receive the following confirmation message. You can then go to the portal login page by clicking on the [Click Here](#) link



7. Once you are at the main login page you may enter your new User Name and Password to access the Winona Area Public Schools Campus System

